

1

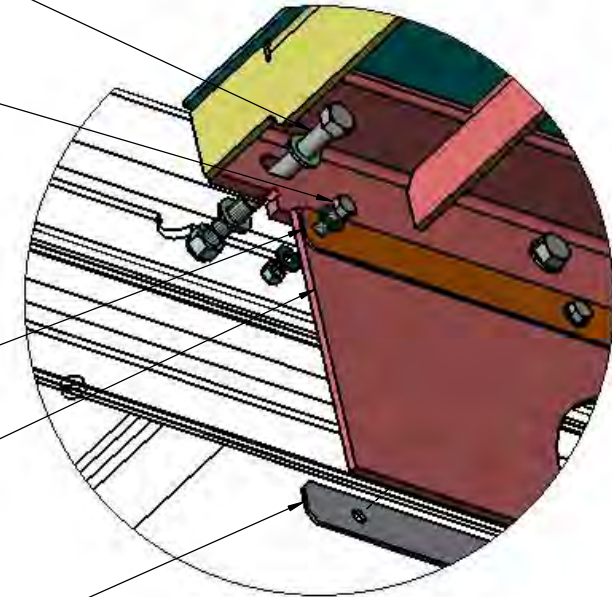
2 3 4  
2X

8 9 10  
2X

7

5

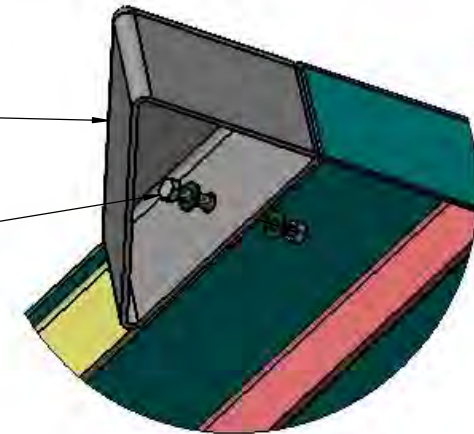
6



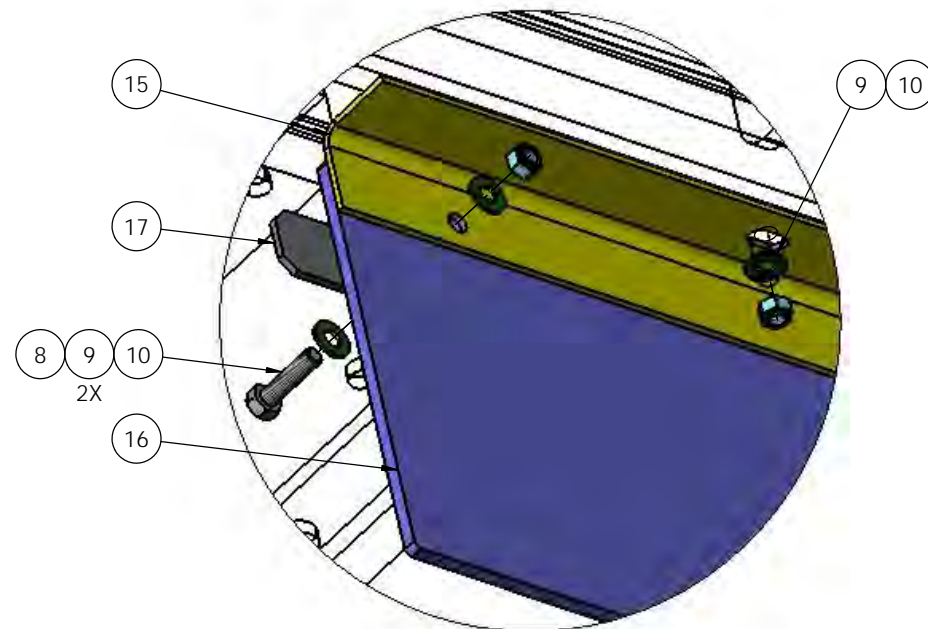
DETAIL A  
SCALE 1 : 3

11

12 13 14  
2X



DETAIL E  
SCALE 1 : 3



DETAIL B  
SCALE 1 : 2

DIMENSIONS ARE IN INCHES

TOLERANCES:

DECIMAL:	.XX ± 0.06
	.XXX ± 0.03
	.XXXX ± 0.005
ANGULAR:	± 0.5°
FRACTIONAL:	± 1/32"

PER: ASME 14.5M-1994

MATERIAL:

FINISH:

THICKNESS:

NAME	DATE
DRAWN RWC	10/28/2012
REVISED MPC	07/06/2016
APPROVED	
DO NOT SCALE DRAWING	
THE SUBJECT MATTER SHOWN AND DESCRIBED IN THIS DRAWING AND ANY OTHER INFORMATION ADVANCED IN CONNECTION THEREWITH IS PROPRIETARY PROPERTY AND IS TO BE HELD IN STRICT CONFIDENCE BY YOU. ALL RIGHTS TO ANY INVENTIONS, DESIGNS, TRADE MARKS, TRADE NAMES AND COPYRIGHTS DISCLOSED ARE RESERVED TO TICO TERMINAL SERVICES, INC.	



TICO/TERMINAL SERVICE  
66 CYPRESS RIDGE DR.  
RIDGELAND, SC 29936  
(843) 717-2226

TITLE: ASSEMBLY, FENDER CAB FLOOR, QSB TIER IV		
SIZE C	DWG. NO. 72652-A1	REV
		SHEET 1 OF 1

